

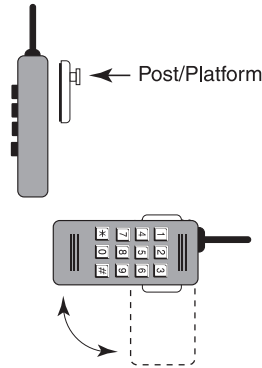
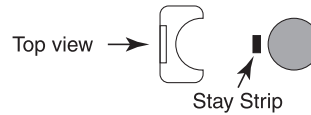
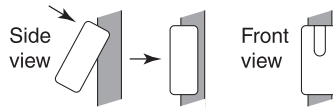
EZ Hold-it™ Patent Pending

SNAP-ON INSTRUCTIONS

1. For normal use, simply snap Clamp onto tubing (rail, pedestal, frame, etc.) This allows for easy repositioning or removal of the Snap-On Clamp.

Note: Caution should be used in selecting the mounting location to avoid places where the Snap-On Clamp or the attached item may become an obstruction, or cause injury or breakage.

2. For more permanent mounting, use Stay Strip. Thoroughly clean surface of tubing to remove any dirt, oil, grease or other contaminant that may interfere with secure adhesion. Apply Strip to clean, dry tubing. Center Clamp over Strip and snap into place. Press firmly. Temperature should be between 60°F and 100°F. Allow 1 hour for adhesive to cure. Maximum hold is achieved after 72 hours.
3. Thoroughly clean surface of item to be mounted (VHF radio, GPS, cell phone, signal horn, etc.) to remove any dirt, oil, grease or other contaminant that may interfere with secure adhesion. Attach Post/Platform as high as possible on clean, dry surface of item, with Post at top. Press firmly. Temperature should be between 60°F and 100°F. Caution: item should not exceed two pounds in weight. Allow 1 hour for adhesive to cure. Maximum hold is achieved after 72 hours.
4. Rotate item to nine o'clock position to slide Post into keyway or to remove.



Note: User is responsible for determining whether this product is fit for a particular purpose and location. Please remember that many factors can affect the use and performance of this product in a particular application. The materials to be bonded with the product, the surface preparation of these materials, the conditions under which the product is used, and the time and environmental conditions in which the product is expected to perform are among many factors that can affect the use and performance of this product. Given the variety of factors that can affect the use and performance of this product, some of which are uniquely within the user's knowledge and control, it is essential that the user evaluate the product to determine whether it is fit for a particular purpose and location, and suitable for the user's method of application.

Lifetime Limited Warranty -This lifetime limited warranty applies to the replacement of the product found to be defective in material or workmanship. This warranty does not apply to damage resulting from abusive, unreasonable use or supplemental damage. Neither seller or manufacturer shall be liable for any injury to any person, loss or damage, direct or consequential, arising out of the use of or the inability to use the product. Before using, user shall determine the suitability of the product for his intended use, and user assumes all risk and liability whatsoever in connection therewith. Return defective product, shipping prepaid, with a brief description of the problem. Include proof of purchase and a \$5 check or money order for handling. Include your name, address and daytime phone number. Send to: EZ Hold, Inc., P.O. Box 1562, Derry, NH 03038

EZ Hold-It System

The EZ Hold-It System includes a family of products intended to work together to provide tidy, handy, secure mounting of important items you'd like to have at your fingertips. Finally, there's a way to keep things safely within reach ... accessible with easy, one-hand operation, even in rough conditions or when wearing gloves.

Mounts

The foundation of the EZ Hold-It System consists of a series of Mounts that attach to tubing (1" or 7/8") such as stanchions, pedestals, pulpits, dodgers, handrails, bimini frames and more ... plus a Flat Surface Mount that attaches to any flat surface. The Snap-On tubing mounts can be simply snapped on and off for use wherever needed, or they can be secured in place with a provided Stay Strip for a more permanent installation. Flat Surface Mount units are intended for a relatively permanent installation.

Holders

The EZ Hold-It System also provides a variety of holders designed specifically for use with the EZ Hold-It Mounts. These holders include an EZ Hold-it Drink Holder that attaches to any EZ Hold-it Mount, providing a safe, convenient way to keep drinks handy and secure. The Drink Holder comes with an insulated can holder and a slot for mug handles, making this drink holder ideal for any use. And don't forget, the Drink Holder can easily be attached or removed from any of the EZ Hold-it Mounts you have installed.

Additional EZ Hold-It Holders are now being developed. Check our website often for new product announcements!